



## Exam instruction





# Contents

1. Exam interface .....	3
2. Exam questions .....	4
3. Types of response fields .....	6
4. Finishing exam.....	7
5. Using external tools .....	8
6. Contact .....	9



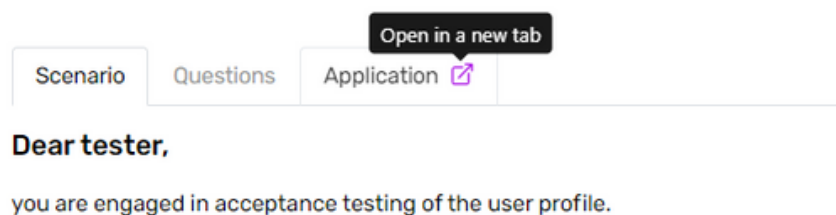
# Exam instruction

## EXAM INTERFACE


The exam interface consists three tabs which contain:

- test scenario
- exam questions
- exam application - you can open application in new tab and use second screen

During the exam, you can freely navigate between the tabs without losing your current results and the selected answers.



The scenario provides basic information about the application that you will be testing during the exam. In each question you will receive various types of commands related to the tested application.

Clicking on the symbol  appearing in the questions, refers directly to the part of the application, that the question relates.

If you have done the tests in the application tab, scrolling up the screen lets you return to the questions tab.

The "Reset" button located below application, allows deleting entered data. This way, the app can be restored to its initial state and you can test it from scratch if necessary.

The screenshot shows the 'Application' tab with an external link icon. Below it is a 'Profile' section with a 'User name' field marked as required with a red asterisk. Below the field is a legend: '\* Required fields'. At the bottom are two buttons: 'Save' (purple) and 'Reset' (grey).

Resetting the application does not reset the answers already given.



## Exam instruction

# EXAM QUESTIONS

The application, questions and their order are generated randomly.

The exam tasks consist opened and closed questions with one (radio) or several (check box) correct answers (details in the chapter 3).

For each question, you can get from 1 to 3 points. The number of achievable points is marked for each question. If you answer incorrectly, you will not receive a point.

Answer ( 2 points )

---

Value






## Exam instruction

# EXAM QUESTIONS


For each question, you can go back and change the previously selected answer.

If you have not answered any of the questions, the field with the question number will be highlighted in a visible manner.



-  answer given
-  answer not given
-  current question

If you find a bug or error in the exam question you can report it by clicking the "bug" icon (upper right corner).

 00:09:51 [Finish the exam](#)

[Report error](#)

Report error

**Attention!**  
This is not the part of the exam.  
Use it to report problems or errors in the question.

Report error in this exam question:  

500/500 characters

No

Yes



## Exam instruction

# TYPES OF RESPONSE FIELDS

Find below several types of response fields occurring in the examination system:

### Multiple check box

You can choose one or more right answer

☐ Option 1

☐ Option 2

☐ Option 3

☐ Option 4

☒ Option 1

☒ Option 2

☐ Option 3

☐ Option 4

### Single-choice field (radio)

You can choose one right answer

☐ Option 1

☐ Option 2

☒ Option 1

☐ Option 2

### Single-choice field with drop-down list

▼

Option 1  
Option 2  
Option 3  
Option 4

### Textbox

Text

### A field with a calendar

12.10.2023

< październik 2023 >

pon.	wt.	śr.	czw.	pt.	sob.	niedz.
25	26	27	28	29	30	1
2	3	4	5	6	7	8
9	10	11	12	13	14	15
16	17	18	19	20	21	22
23	24	25	26	27	28	29
30	31	1	2	3	4	5




## Exam instruction

# FINISHING EXAM

Make sure you have answered all questions before you complete the exam.

You can finish the exam by clicking **Finish** (the field next to the answer card, appears below the last question) or **Finish the exam** (the field at the top right, making the possibility to finish the exam at any time).


The exam result will be shown immediately after completing the exam.

 Demo exam

00:08:54


Finish the exam

---

Scenario Questions Application 

1 2

- current question - answer given - answer not given

You have reviewed test case run report. For validation of the **User name**  field tester provided

F7xwAiHa8lufvoVDJpKkjC  
Pmzlc6db4qBrN5E3geW1  
Q

, and marked result as **passed**. Is this correct or not correct based on the specification?

Answer ( 2 points )

☐ Correct

☐ Not correct

←

Finish



## Exam instruction

# EXTERNAL TOOLS

Using any external testing and programming tools or dev tools during the exam **is not prohibited**, but it is also not required.

Inept handling of dev tools may lead to issues in the exam application.



**Good luck!**  
**MITC team**





**Any questions?**

**Contact us**

**contact@mitc.center**

**+48 533 315 222**

